



# The Bonsai Wire

March 2011

The monthly newsletter of the San Diego Bonsai Club, San Diego, CA.

## Message From the President

In March we always look forward to our traditional visit by **Harry Hirao**, also known as Mr. California Juniper. Additionally, it is Harry's Birthday. We all love Harry and we thank him for his generosity to our club. I want to also thank **Michael Sykes** for his wonderful demonstration last month; it was very entertaining and educational.

The Bus Trip to Bonsai-A-Thon was very nice and we all enjoyed the unexpected sunny day from the exhibits, garden tour demos, and shopping at the vendor's area.

We have our Spring Show coming up on April 23<sup>rd</sup> and 24<sup>th</sup>. I would like to thank **Ron Descoteau** and **Trisha Bonapace** for stepping forward and co-chairing the Spring Show. As I stated in the February meeting, this is our show, so please fill up the sign up sheets for the various duties and

stations. In addition, sign up to bring your trees as entries for the Spring Show; we need lots of help and I know we are going to have a great show as always.

We all appreciate all the hard work done by volunteers at our New Pavilion. It is just beyond imagination what they have accomplished so far. Read more on pages 6 & 7.

I want to thank my dear friend Larry Ragle, the president of California Bonsai Society, for their donation to our New Pavilion. They have been very generous and we appreciate their contributions.

Keep your Bonsai healthy and enjoy the club activities. If you get a chance, bring in some extra goodies for Nellie's refreshment table, to help celebrate Harry's Birthday.

March 13th, Daylight Savings Time starts.

*Abe Far*

## March Program

We remain fortunate that once again Harry Hirao will be our guest demonstrator at the March SDBC meeting. Harry was born in Colorado, but spent his youth in Japan, returning to the U.S. as a young man. He relocated to southern California, where John Naka introduced him to bonsai. His abilities with junipers, as well as his collecting trips, are legendary. His generosity in sharing his knowledge and his special collecting sites has allowed many others to share his passion for these twisted, weathered yet hauntingly beautiful California natives. In 1981 he was honored by Prince Takamatsu of Japan with an award of the "Ryoku Hakiju Yukosho" medal and by the Japanese Agricultural Society with a plaque for his contributions to the art of bonsai in the United States. Friends have funded the Harry Hirao Reception Room at the John Naka Pavilion for Bonsai at the National Arboretum in Washington, D.C., where Harry's California juniper and suiseki are on display. Although he is known as "Mr. California Juniper," Harry has distinguished himself as a versatile artist with all species. He will provide the material for this demonstration from trees he has collected from the California high desert. Harry, who celebrated his 93rd birthday during 2010 still goes weekly through the fall, winter and springtime when it is possible to collect these prized specimen.

Jim Rendina, Vice President

## Spring Show

The Spring Show will be in April (see President's message), so start to look through your Bonsai to determine which one's you will be showing! In addition, start to prep the pots and soil for that activity. Don't forget to plan out what accent plants you will include.

Please sign up at the membership table for the various duties such as security, greeter, membership, information, and also demonstrations in and outside the area. There is so much going on at our Shows. Don't forget to come and see all the trees in their prime.



*Harry Hirao*



## Editor's Notes

As you can tell, we have a new 12 page format in our San Diego Bonsai Club newsletter. We were running out of room and constantly having to sacrifice photos of our hard working teams both at the New Pavilion and at our monthly club meetings. I hope that everyone enjoys the extra pictures and I hope that you spot a photo of yourself in this and future issues.

The additional pages also provide extra room for bonsai related articles by our club experts. We intend to draw from our large and experienced membership to provide you with more reading material on bonsai related activities. If you would like to submit an article to be included in this newsletter, please feel free to submit it via email. We encourage all of our club members to share their experience and knowledge with our membership.

Last month, I included a picture of a diagram used in John Naka's book, *Bonsai Techniques I*. I was notified that this was improper, and since I can't remove something that we printed in the past, I would like to print a retraction. I am in the process of notifying the Naka family of my error.

Daylight savings time, starts March 13th, so don't forget to set your clocks on Saturday. You don't want to miss out on the meeting activities.



*The sky is lighter  
Light brings birds awakening  
The dawn is brighter*

Marty Mann

March 2011

### Inside this issue

President's Message	p1
March Program	p1
Spring Show	p1
Table of Contents	p2
Editor's Notes	p2
Club Officer Information	p2
Education Report	p3
Education Pics	p3
Bonsai Program-February	p4
New Pavilion Pics	p4
Club Meeting Minutes-January	p5
Tips and Hints	p5
SDBC Pavilions at the Safari Park	p6
New Pavilion Work Pics	p6
SDBC Pavilion, Opening	p7
San Diego Bonsai Ideas #111	p8
Huntington Gardens Bus Trip pics	p8
SDBC Pavilion Donor Board	p9
New Pavilion, More Pics	p9
Benefit Drawing Benefits Everyone!	p10
Opening Ceremony Request for Help	p10
Membership Updates	p11
Refreshments & Benefit Drawing	p11
New Pavilion - Even More Pics	p11
Calendar of Events & Mtg Agenda	p12

The Bonsai Wire is a monthly publication of the San Diego Bonsai Club. All articles are provided by SDBC members. All articles must be received no later than 10 days after the club meeting by the The Bonsai Wire Editor, **Mario Condit** (mario.condit@sbcglobal.net). **Shirley Kavanaugh Jr.** is responsible for folding, labeling, and mailing. If you have any questions about article placement or special requests, please call the editor (see below for contact information) and leave a message. I will try to respond to you as soon as possible.

### The Bonsai Wire

The Bonsai Wire is published monthly by the San Diego Bonsai Club, Inc. a non-profit, educational organization 501 (c) (3).

### San Diego Bonsai Club Board Members

<p>President: Abe Far (619) 234-3434 abefar@cox.net</p> <p>1<sup>st</sup> Vice President: Jim Rendina JamesRendina@cox.net (619) 743-6664</p> <p>• VP for Membership: Cary Valentine (760) 445-2548 caryme2@yahoo.com</p> <p>• VP for Education: Steve Valentine (760) 445-2548 caryme2@yahoo.com</p> <p>• VP for Special Projects: Barbara French-Lee (619) 557-0556 barbflee@hotmail.com</p> <p>• Treasurer: Maria Barbosa (619) 606-6523 bonsaigarden@earthlink.net</p>	<p>• Corporate Secretary: Joyce Goldman (760) 736-4735 jgoldmankfx@yahoo.com</p> <p>• Past President: Steve Valentine caryme2@yahoo.com</p> <p>• Japanese Friendship Garden, Bonsai Curator: Fred Miyahara (619) 286-8602 tmiya@cox.net</p> <p>• Safari Park Bonsai Pavilion: Curator: Steve Valentine (760) 445-2548 SDBC Pavilion and Safari Park Liason: 'lyn Stevenson (858) 486-4805</p> <p>• Web Master: Kevin Grey Webmaster@sandiegobonsaiclub.com</p>	<p>• Historian: Cary Valentine</p> <p>• Public Relations: Sara Kersbergen h:(619) 245-5995 c: 619-245-5995</p> <p>• Librarian: Tyler Doren &amp; David Choy</p> <p>• Tool Sales Managers: David English &amp; Rich Glauser</p> <p>• Benefit Drawing Mgr: Jason Tucker</p> <p>• Refreshment Coordinator: Nellie Downie, (858) 581-9151</p> <p>• The Bonsai Wire Editor: Mario Condit (619) 463-1648 mario.condit@sbcglobal.net</p> <p>• Spring Show Co-Chairs-2011: Ron Descoteau Trisha Bonapace</p>
----------------------------------------------------------------------------------------------------------------------------------------------------------------------------------------------------------------------------------------------------------------------------------------------------------------------------------------------------------------------------------------------------------------------------------------------------------------------------------------------------------------------------	--------------------------------------------------------------------------------------------------------------------------------------------------------------------------------------------------------------------------------------------------------------------------------------------------------------------------------------------------------------------------------------------------------------------------------------------------------------------------------------------------------------------	------------------------------------------------------------------------------------------------------------------------------------------------------------------------------------------------------------------------------------------------------------------------------------------------------------------------------------------------------------------------------------------------------------------------------------------------------------------------------------------------------------------------------------------

This newsletter printed by **The UPS Store (www.upsprint.com)**  
4809 Clairemont Dr., San Diego, CA 92117, Ph: (858) 490-1690 Fax: (858) 490-1695)



## SDBC Education for March

### Beginner Class

First let me give a **big thank you** to all of the members of the club who have taken the time to help with the beginners. You are an awesome group.

This month I know the beginners are looking forward to this class, it is the last one, you are now going to put your tree into a pot. We will have the pots, wire, soil, mesh, water and the helpers, you just bring in your tree and any questions you may have. By now, you should have decided on the front of your tree, the style of your tree, and you are now on your way to a beautiful bonsai.

We had three younger members in the first of the set of three classes this year. They were part of the *Frank Schrosk Educational Scholarship Fund*. We would like to recognize them and applaud these three young members of the club. **Tyler Doren**, a recipient, is now one of the club's librarians and you can find *Tyler Doren* at *Walter Anderson Nursery* in *Point Loma*. **Tim Kirkish** is also a recipient and has put our club on *Face Book*, so logon and be our "friend". Lastly, **Peter Roland Abernathy**, also a recipient, has put the club on U-Tube. Great going guys! They have the SDBC spirit. If you would like to see the *Frank Schrosk Educational Scholarship Fund* keep growing, when you donate to the club, just tell *Maria* that you want your donation to go to the *Frank Schrosk Educational Scholarship Fund*.

**Cary** has a sign up sheet for the next beginning class that will start in April. **Big Dave** is the teacher and he will have a mixed bag of trees again.

### Intermediate Class

It is that time of year again, SDBC has gotten *Nippomo Black Pines* for members to purchase and work on. A big Thank You goes to **Jim Rendina** for going and getting them for the club. The black pines will be on sale for \$80.00, and we are getting 10 trees. Currently, 5 pines are already spoken for and sold.


**Fred Miyahara** and the **Pine Group** will be teaching the workshop participants about black pine growth and habits. Please bring your tweezers and chopsticks for clean up work. Next year you will be asked to bring your tree back for another intermediate class and the pine group will teach you how to repot your black pine. If you would like one of these special black pines, please call me or e-mail me at (760) 445-2548 or [caryme2@yahoo.com](mailto:caryme2@yahoo.com). I want to thank **Fred** and the pine group for sharing their knowledge with out club membership.

Thank you so much.

Steve Valentine,  
Vice President Education

The beginner's class started out with a continuation on the presentation of bonsai basics. There were many attentive listeners and note takers. There is so much to learn and the hands on experience afterwards reinforces this new knowledge. The intermediate class worked on a variety of trees. Critiquing and demoing different aspects of bonsai maintenance. **Abe Far**, thank you for taking and submitting these pics for inclusion in the newsletter.

### Beginner & Intermediate Class Pictures





## Bonsai Program - February

Michael Sykes presented a very interesting and informative presentation on *foemina juniper* trees.

He brought a group planting of *foemina juniper* trees, and you can see that in the picture to the immediate right. He also brought in some other examples of the *foemina juniper*, which were single bonsai presentations instead of the group planting, see picture below.

As you can plainly see, the natural tendency for the branches are to go up, most likely in search of the sun. In an older, mature tree, the limbs hang down. Look at any tree as you drive to work or to the grocery store, and the limbs do that naturally.



You can see the transformation of the pre-bonsai material (far left) into a starter stage by wiring the branches down and also by

Pictures by Abe Far



thinning out the extra material which prevents the viewer from seeing the major components of the tree.

Remember not to do too much to your tree at one time. Trim your branches and give it some time to recover before you repot. Your tree will thank you for it.

Thank you Michael for sharing your knowledge and experience with our club membership.



To the right is Jesus Rodriguez and Michael Sykes. Jesus was the winner of the benefit drawing for the main demonstration tree. Congratulations Jesus!



Mario Condit, Editor

## New Pavilion Pics

To the right is SDBC President, Abe Far on a ladder looking at the work that has been done by the volunteers. The detail on the fence top is amazing. Small v-shaped roof tops, dowels for every 8 foot section, rounded edges, all of the detail reflects a top professional work quality and ethic.

To the far right is Steve Valentine and Jon Petrescu, installing those 8 foot segment fence roof tops, which were pre-assembled with meticulous precision and master craftsmanship. The ground they are working on has a grade, and it increases the complexity of the installation and makes it difficult to stand on ladders to reach the work. Many thanks to all of the volunteers for their hard work and sacrifices.

Pictures by Cary Valentine







# *San Diego Bonsai Club*

## Minutes of the Regular Meeting of the Members

February 13<sup>th</sup>, 2011



1. **Call to Order:** The meeting of members of San Diego Bonsai Club was called to order at 10:30 a.m. by Abe Far, President. A quorum was present.
2. **Approval of Minutes:** The minutes for the January 9, 2010 meeting were approved.
3. **Reports**
  - **Abe Far, President:** 1) Announced Trish Bonapace and Ron Descoteau will chair the Club's Spring Show April 24/25. 2) Jim Rendina and Bob Meyer are appointed to the Audit Committee.
  - **Treasurer, Maria Barbosa:** Account Balances Club account \$7,424.46; CD \$5,061.42; New Pavilion \$26,800.73, excluding significant project expenditures as the opening celebration nears. New donations totaled \$775.
  - **VP Membership, Cary Sullivan-Valentine:** In Cary's place, Steve Valentine welcomed several new members to the club.
  - **VP Education, Steve Valentine:** Thanked everyone for their help in both the beginner and intermediate classes. In March, the intermediate class will focus on Nipomo black pines – an annual tradition. The Club reserved 10, which will be available to Members at \$80 each.
  - **VP Special Projects, Barbara French-Lee:** 1) Because of a change in provider, the cost of the trip to the Bonsai-a-thon on Saturday, February 26, has been reduced from \$40 to \$30. The bus will leave the Navy Hospital parking lot at 7:00 a.m., picking up passengers in Carlsbad at 8 a.m. Entry badges will be provided for both those traveling by bus and for those who will be driving. 2) Because the show of interest was positive, plans are underway for a trip to visit the Sequoias the last week in July.
  - **New Pavilion Safari Park Liaison, 'lyn Stevenson:** With only 10 weeks until our opening celebration there is much to be done. The gate is in place and planting has been started; however, much work remains. If you are interested in working during the week, please contact 'lyn, John Jackson, or Dennis Wagner to confirm they will be there. Special thanks to John Jackson and Dennis Wagner for the many extra hours they are devoting to the project in order for us to reach our goal. A special John Yoshio Naka Memorial Fund has been established where former students, associates, and friends can honor John through donations to the project.
  - **Japanese Friendship Garden, Fred Miyahara:** 1) The next youth class will be Friday, February 25. 2) Only a few participated in the series of bonsai classes recently offered at the Gardens; Fred thanked several members for their assistance. 3) On March 19, even though the blooms will be spent, the City is hosting the first Cherry Blossom Festival. They intend to make this an annual event that will include programs and vendors.
  - **Vice President, Jim Rendina:** 1) The "Ask the Coach" program was well attended; Jim asked members to please volunteer their expertise whenever possible. 2) Jim, working with Phil Tacktil, reported on the SD Fair and urged members to enter. The area where the trees are displayed is secure and Jim personally will check them for water daily. Bonsai Day at the Fair will be Sunday, July 3; members will be needed for demonstrations and to answer questions. 3) The March program will feature Harry Hirao, and we will celebrate his birthday. 4) Michael Sykes provided the demonstration, discussing and working on Foemina Junipers. The demo tree was included in a special drawing, as was a beautifully illustrated book on Chinese rocks that was donated by John Jackson.
4. **Adjournment:** There being no further business, the meeting was adjourned at 11:00 a.m.

Respectfully Submitted,

Joyce Goldman, Corporate Secretary



## *Tips & Hints*

Automated watering can be a blessing and a curse. Each plant has its own needs due to soil composition, exposure to the sun, plant needs, amount of foliage, surface area, etc. In setting up my automated watering system, we used an automated timer, but we manually set it on and off. We have a filtration canister (\$10 at local hardware store) inline to prevent the mister heads from clogging. I have a set of valves that act as a manifold to water my bonsai, fruit trees, or berry bushes. There are lots of options for watering systems. Work with your local hardware store to learn the details. Design a plan for your needs. The hardware stores have pamphlets that help you decide how to setup your watering system.

Mario Condit, Editor

Don't forget to set your clocks Saturday night to the appropriate time. March 13th is the day that Daylight Savings Time starts. Last year, some folks didn't adjust their clocks and were late to class and general meeting.

[www.sandiegobonsaiclub.com](http://www.sandiegobonsaiclub.com)



# San Diego Bonsai Club Pavilions at the Safari Park

What an accomplishing and enjoyable month was had for the volunteers in February! Much development is taking place in the new Pavilion and it impresses everyone who has had the opportunity to visit. SDBC members should really appreciate all the work the volunteers our doing for this SDBC show piece extraordinaire! If you are still unfamiliar with the project, talk with the volunteers and ask them for the details. You will be impressed!

During February, the following volunteers continued to make the important progress necessary for our May 1st Opening and transition from the lower to the upper Pavilion. Many thanks to regular volunteers: **Neil Auwarter, Cathy & Mark Edgar, Maria & Tina Flores, Joyce Goldman, John Jackson, Jim Kirchmer, Bob Knox, Kris Landwehre, Barb French-Lee, Steven Miceli, Charlie Mosse, Patrick O'Brien, Sally Prestele, Jon & Terri Petrescu, Claude Poissonniez, Harlan & Mary Ann Price, 'lyn Stevenson, Charlie Tamm, Cary & Steve Valentine, Forrest & Michele Vess, John Voss, Dennis Wagner, and Dave Woodall.**

Special volunteer assistance from the Japanese Friendship Garden including members **Avram Dalton** and **Fred Miyahara** and **Javier Palacios** assisted **Dennis, Claude, Cary and Steve** and **Park Staff** in transplanting the large California juniper and two black pines that have been in the ground in the lower Pavilion for close to 25 years. **Bill Schnetz** from Schnetz Landscape was with us for some added landscape planning decisions and **Larry Conery** from Lawrence Conery Construction spent a day with us doing some grading, rock placement, and bamboo planting.

**John Jackson** has the third and final bridge in place now. It sits below the beautifully executed Mas Takanshi gate. Some additional fencing, gates in the work area, more wood staining, irrigation lines and paths are on the agenda for March along with much more planting and transplanting. Additional irrigation will be done as we move the bonsai and benches from the lower pavilion in March and April.

The rains have helped keep our bonsai looking fresh in the lower pavilion and volunteers have continued with weeding trimming, and general maintenance of the collection.


Many thanks for everyone's diligence! Even in the rainy weather, we have had a nice turnout of volunteer help. Projects are keeping us at the area often up to 8 hours on Saturdays and many week days too. The delicious refreshments that volunteers bring to share help all of us to take a break and visit a bit more too. Thanks, **Cary, Cathy, Mary Ann, 'lyn,** and the anonymous donors.

Eight weeks remain before the May 1st Opening and we seem to be on schedule. 'lyn Stevenson,  
SDBC-Safari Park Liaison

Joyce Goldman and Sally Prestele to the right are staining the fence. This will protect it from the elements. Charlie Mosse and Dave Woodall are below assembling the fence as are Claude Poissonniez and Jon Petrescu. The gorund was not level, but at an incline, so good balance was essential.




Terri Petrescu, Barbara French-Lee, Steve Valentine, Dennis, John Jackson use an improvised litter to cary the bamboo root ball and stalks to its new location. Digging it up was hard work and very messy. The end result will be a mature and essential element to the new pavilion area. Pictures by Cary Valentine.





## SDBC Pavilion Opening at Safari Park

For those of you that are new to the club, we are currently working toward the Opening of the New Bonsai Pavilion at the Safari Park. The work is being done by volunteers from the San Diego Bonsai Club as well



Above is a snapshot of the entrance of the Bonsai Pavilion from 1987.

as the San Pu Kai club. Monetary donations are being provided by club members and other California Bonsai groups such as California Bonsai Society and the Golden State Bonsai Federation. See page 9 for recent contribution status. If you aren't able to work at the park, consider donating money if you feel compelled to contribute toward this majestic and magnificent exhibit.


It was an exciting and eventful day 24 years ago, on May 9, 1987, when John Yoshio Naka came to San Diego's Wild Animal Park and cut the ribbon, opening the largest permanent display facility for bonsai in the Western USA.

The New Pavilion is just yards above the former Pavilion but encompasses about four times the original square footage and contains a waterfall, a serpentine stream, three low bridges, and two ponds providing a tranquil setting for the expanding Bonsai collection.

As I worked on converting Mr. Hutchinson's VHS tape (see note lower right on this page) into a digital format, I noted that there were some familiar faces. I have only been a member of the SDBC since 2003, but these faces were distinct. Ko, Harry, Mr. Naka, and I have seen John Jackson, but the image was too smudged to capture correctly. I hope that when you see these snapshots, that you too make the



Ko Tsushima is picture above and Harry Hirao is pictured below.



connection.

The relationship between the Safari Park and the San Diego Bonsai Club has been positive for both groups. You can almost say it is symbiotic. The Pavilion provides a place for the club to display and maintain the beautiful and collection in a most majestic bonsai natural setting, and the collection draws people into the Safari Park as part of a unique collection and living exhibit. The San Diego Bonsai Club and San Pu Kai Club members provide the maintenance on the trees such as pruning, repotting, cleaning, fertilizing, and checking the watering systems, while the Safari Park provides the water, acreage, and electricity, and support staff, as needed to ensure the Pavilion abides by park regulations.

As a new club member, you too can contribute to to this effort. Contact 'lyn (her contact info is noted on page 2) for information on how you can provide in-kind labor to offset the costs of bringing the new pavilion on line. You will make lots of new friends as well as help to achieve a significant milestone in our Southern California Bonsai History books.



Cap Puliafaco (left) and John Naka (right) are pictured above. This was part of the opening ceremony, just prior to the ribbon cutting.

San Diego Bonsai Club cordially invites all our bonsai friends in SDBC to join us on May 1, 2011 for the Opening of the Pavilion. In addition, Cary Valentine, the chair for the Opening Celebration, will be sending invitations to all the GSBF Clubs with more details and directions. She is requesting replies for planning purposes. More announcements will be made at upcoming SDBC meetings, as well as updates in the newsletter. After the Opening in May, the Pavilion's hours will be the same as those of the Safari Park — which is open 365 days of the year. We look forward to sharing our living treasures with all our bonsai friends.

Mario Condit,  
Editor

The snapshots in this article were taken from a VHS recording and are a bit grainy. Mr. W. K. Hutchinson provided the VHS copy of the Dedication Event at the San Diego Wild Animal Park, and I made digital copies for the San Diego Bonsai Club Library. You can check it out and view the ceremonies for yourself.



---

---

# San Diego Bonsai-Bonsai Ideas

#111 March, 2011

By Marty Mann

---

A period of renewal, replanting, refinement, revival and resurrection. Time to resume a regular schedule of fertilization and watering, especially in those trees potted in soils that have been leached of nutrients by winter idleness. Use a slow release fertilizer for spring feeding with a push from liquid food for a fast acting starter. Watch for signs of new growth to begin. Insects come back to life with the arrival of steady warmth. Start with **Malathion** to attack most predators but don't overlook **Sevin** if signs of chewing damage shows on your leaves. Spray well into the interior of the tree and onto the undersides of the leaves. Sucking insects such as scale, aphids, white flies, mealy bugs and mites will require a systemic action in the pesticide you use. While introducing your fertilizer do watch out for fungus. Spray on warm and dry days. Best in the mid-morning to allow the spray material to dry onto the plant surfaces. Avoid watering until the sprays can be effective.

Start planning your repotting activity. Now is the time, before the trees awaken. Take this opportunity to change from training pots or oversized pots to appropriate display pots more suitable to the finished bonsai. Determine the size, shape, color and style to complement your tree. If you see an appropriate pot at a nursery or convention bazaars, buy it when you see it.

Now is the best time to begin with evergreens that may still be quiet. Repotting will encourage new root development and free any constricted or root-bound material. It is usually unnecessary to move material into larger pots when the root development is not excessive. It's better to root prune and provide fresh soil. When branches are pruned the roots do not stop growing. Pruning will increase the growing activities at the tips of each cut. New side shoots develop and redirect the plant's energy to new capability to enable passage of nutrients to the upper structures of the tree.

When repotting, it is the proper time to reposition the tree if it is required. Change the height, adjust the trunk angle and add more potting soil around the root ball and work it in with a chopstick to fill in as many air pockets as possible. Remember to slope your surface slightly from the trunk to the lip of the pot. Leave an indentation along the rim of the pot to prevent water run-off. A good soaking or dunking removes any destructive air pockets. Place repotted material in semi-shade for a week or so. Do not water excessively but do not allow the tree to dry out. Introduce it back to full light and warmth to encourage root and bud growth to begin. Do not feed for 4 to 5 weeks. March and April can be capricious months, ranging from cool to hot. Do not encourage too much quick growth since this creates unsightly long internodes and large leaves. Pay particular attention to fruiting and flowering trees. If they have been too active in directing their energy into flowers and buds then some pinching back can help them pay attention to leaves and woody branching.

A bonsai, to be ready for repotting, should be somewhat dry. This facilitates removal from a tight pot. Unwind twisted roots that may circle the outer rim. Free them of any hardened or compacted soil. Usually, with deciduous or conifers, it is best to cut about 1/3 of the root ball away as the roots are freed they can be trimmed with a sharp cutter and combed to reduce the ball to the repotting size. Keep your fine roots sprayed. Don't allow them to dry out. Cut away any heavy old roots.

This article has been extracted from the recently published book called "Bonsai Ideas"© by Marty Mann. Material is not to be copied without publisher or author's permission. February 2011

---

## Huntington Gardens Bus Trip

---

**Jon Petrescu** was kind enough to take the pictures below during the Huntington Gardens Bus Trip. The top photo is looking down from the Chinese Garden area. The lower photo is taken from in the Chinese Garden area. The small images lose a lot of detail, but if you zoom in on your email copy of the newsletter, you can see the detail. The bridge and building are incredible works of art. You need to visit in person to realize the beauty of these elements. Thanks Jon, for your contribution.





## Bonsai Pavilion Donor Board

New donors for the Pavilion Fund continue to be added. Special thanks this month to **Bill Hutchinson** from Fountain Valley for his \$100 and **Eugene and Juanita Kirchner** (Jim's parents) who donated \$100. **California Bonsai Society** added another \$300 to their prior donation.

Members have added donations too. Another \$25 from **Robert Meyer**, another \$30 from **Patricia Bonapace**, another \$35 from **Larry Upp**, and another \$100 from **Barbara French-Lee**. New donors this month include **David Choy**-\$150 and **Ande Choy**-\$100.

**Paul & Marilyn Pluss** donated \$100 toward the Mas Takanashi gate. **Linda Voltz** donated \$25 toward the Aldo Pia Memorial.

Several donations have been received for the John Naka Memorial from **John & Martha Ganoung**- \$25, **Roy Nagatoshi**-\$100, **Glen Jensen**-\$100, **Dave Woodall**-\$100, **Marilyn & James Stevenson**-\$50, **Susanne & Carroll Barrymore**-\$100, and **California Bonsai Society**-\$200.

As we get closer to our May Opening, our expenses are increasing. All these generous donations are truly appreciated and will be carefully monitored and spent wisely. **Jim Kirchner** and **Maria Barbosa** are also working on new grant proposals from the SDBC to governmental and

private foundations and funds. Treasurer Maria Barbosa accepts all the donations from individuals and organizations. Several individuals have been donating generously to the different Memorial Funds as well as to the individual categories. THANK YOU!!!



**Juniper:** John Naka Memorial

**Elm:** Marilyn & Paul Pluss  
Bill Hutchinson  
Eugene & Juanita Kirchner  
David Choy  
Ande Choy

### Donation Categories

**Black Pine:** \$10,000 and upwards  
**Oak:** \$5,000 to \$9,999  
**Maple:** \$1,000 to \$4,999  
**Juniper:** \$500 to \$999  
**Elm:** \$100 to \$499  
**Azalea:** \$10 to \$99

lynn Stevenson, SDBC Pavilion, Safari Park Liaison

## New Pavilion, More Pics

This set of pictures covers the team that dug up the pine that was next to the tokonoma at the entrance and was moved to the inside of the new pavilion, next to the pond at the bottom of the stream.

It took a tractor with an extension to support the weight while the root ball is wrapped to protect the tree. This machine was also used to move the large tree to its new spot. Thanks to **Dennis Wagner, Claude Poissoniez, Steve Valentine, Avram Dalton, Fred Miyahara, and Javier Palacios** for moving the trees from the lower pavilion. Without this type of commitment, dedication, and intensity, the completion of this transformation would not be possible.

Pictures by Cary Valentine





## The Benefit Drawing Benefits Everyone!

As many of you know, the benefit drawing is a large source of club income that partially, and many times, completely covers the cost for bringing in the wonderful demonstrations we have each month. In addition to the fiscal boost the club receives, the raffle helps both new and experienced club members in several different ways.

For new members, the drawings are a great source to begin acquiring trees, pots, literature, and of course, soap and wine from my good friend Claude! I've noticed a huge increase in raffle ticket sales for the general raffle when there are more trees (good or bad) on the table. Even though many of these trees are not destined to be show pieces, they provide valuable experience for beginners. I still have several trees I won in the raffle, and every single time I prune, water, fertilize, evaluate, or even kill one, I gain just that much more experience in our art. One or two of them might just make it into a bonsai pot some day!


As an intermediate-ish student, I've found the pots people donate to be total lifesavers. For new folks on a limited budget, or new folks whose spouses/significant others are feeling a bit of sticker shock from our hobby, the world of pots can be daunting, to say the least. Potting trees in raffle pots provides a starting point from which the beginner can begin to develop the skills necessary to choose a more suitable pot for each tree down the line. I believe potting trees in incorrect, raffle-won pots can lead to wiser purchases in the future. Now, this is also not to say that only junk pots and trees can be found in the benefit drawing. Through the generosity of many members, some really great items definitely make it to the table!

Advanced members benefit in several ways from our drawings each month. First of all, the raffle provides a great outlet for the all-too-common tendency of bonsai folks to acquire waaaay too many trees. 500 elm and *procumbens nana* cuttings seemed like a good idea and great fun at the time, but who would have expected a 95% survival rate? As your benefit drawing manager, I am here to help you! Bring in those trees that you're watering and fertilizing but have absolutely no plans for! They don't have to be small, either. What may be a big, ugly, "What the heck am I doing with this thing in my yard?" tree to you, could turn out to be a great project for the next person down the line.

So we've seen that the benefit drawing is a great way to pare down your vast sea of trees, pots, and magazines. Even old tools are greatly appreciated. If you do bring tools in, please give them directly to me and I will put them out on the table. Unfortunately, we've had several nice tools mysteriously sprout legs and walk away while I was taking classes. If you don't see me at the table, I'm intermediate class in the other corner of the room.

The special raffles are also a great way for more advanced folks to get some great trees without spending an arm and a leg to bring them into your collection. When else would you ever have the opportunity to get your hands on a Harry Hirao tree for anything less than hundreds of dollars? Also, demonstration trees provide us with an opportunity to try new species/varieties and expand our bonsai thinking a bit. Many established folks probably won't just start working with a brand new type of material for the heck of it, but if you have a good start with a masterfully-worked demonstration tree, it could be the beginning of a beautiful friendship! Who knows, the winner of Michael Sykes' *foemina* could turn into the next *foemina* master, just from the inspiration and push to look at different material that not everyone works with.

The benefit drawing can be a great asset to just about everyone in the club. Experienced members can slim down their collections and acquire great trees worked on by great artists, while beginners get materials to cut their teeth on. It helps the club survive financially and it's a lot of fun, too! I hope to see you all buy some tickets from me in March!



**Jason Tucker,**  
Benefit Drawing Manager

### Opening Day Celebration

If you have not heard or are new to our club, we are having our **Bonsai Pavilion Opening Day Celebration** at the San Diego Zoo Safari Park on May 1st.

I am chairman for this activity and I will need lots of members to help out at this wonderful celebration. I know we ask a lot from our members, but this is a very special event. You do not want to miss this opportunity. There will be lots of different things that will need to be done before and on the day of the celebration. So, if you feel that you can help out and be a part of this San Diego Bonsai Club historical event, please see me, call me, or e-mail me. Please do get in touch with me and I will find a job for you. Thank You.

Cary S. Valentine,  
760-445-2548, caryme2@yahoo.com



---

---

## Membership Update!

Please welcome the following new members to our club!

**Edward Morfeld, Bill William, Joe Castillo, David Barker, Ryab Griswold, Ron and Elizabeth Dahlgren, Lidia and Steve Sanchez.**

If you aren't a new member, and you see someone that looks out of place, most likely, they are a new club member. Please introduce yourself and help them to feel at welcome and at home.

For the new membership, we kind of have a routine and it is outlined in the last page, under the meeting agenda. If you have any questions, just ask anyone with a name tag or go to the membership desk or the raffle table or tools table.

We have had 2/3 of the membership submit their renewal dues, and we still have 1/3 to go. So, if you haven't paid yet, bring in your membership dues to the March meeting. We have a great club and newsletter that you don't want to miss out on.

VP Membership, Cary Valentine

The pictures below are of **Carl Glowienki** and his assistant from Lakeside Sculpture, installing and adjusting the new gate at the bonsai pavilion. The center logo is the San Diego Bonsai Club logo. The wood fence with its golden stain protectant, the Japanese inspired arch way over the entry, and the distinctive gate with seemingly rising sun rays, draws you into the pavilion area.



The Japanese Friendship Garden crew helped dig up and move the juniper from the entry way to the new pavilion. They used a makeshift tripod made of 4x4's to get the rootball, trunk and branches suspended enough to wrap the rootball and prep for transportation to the new area. **Fred Miyahara, Avram**

**Dalton, Javier Palacios, Dennis Wagner, and Claude Poissonniez** all helped to make this possible, thanks.



Pictures by Cary Valentine

---

---

## Refreshments

Many thanks to the folks that brought in refreshments to the January meeting. The refreshment team is listed below:

**Nellie Downie, Martha Choy, Abe and Cristina Far, Terri Petrescu, Tim & Doug Kirkish, Joyce Goldman, Shirley Kavanaugh, Mary Ann and Harlan Price, Robert Meyer, Maria Barbosa, Maude Laracy, Beth and Glenn Leeks, Fred Miyahara, Ray Lish, Terri Heath, Teruko Jones, Barbara French-Lee, Nancy and Marty Reisman, and Cary Valentine.**

Nellie Downie, Refreshments Coordinator

---

---

## Benefit Drawing

A big thank you to the folks that brought in items for the raffle table to the January meeting. This month's donors were:

**Abe and Cristina Far, Jon & Terri Petrescu, Shirley Kavanaugh, Jim Rendina, Dave Woodall, Mary Ann & Harlan Price, Maude Laracy, Joan Holiday, John Jackson, Guillermo Castano, Steve and Cary Valentine, John Voss.**

Jason Tucker, Benefit Drawing Coordinator



San Diego Bonsai Club, Inc.  
 PO Box 40037  
 San Diego, CA 92164



**ADDRESS CORRECTION REQUESTED**

## *San Diego Bonsai Club Calendar of Events*

March 13<sup>th</sup> Sunday  
 Regular SDBC Meeting (Featured Guest: **Harry Hirao**)

March 19<sup>th</sup> Saturday  
 SDBC Workday at the Wild Animal Park , 9am to 12pm

March 25<sup>th</sup> Friday  
 Japanese Friendship Garden, Kids Class 10:30 to noon

April 10<sup>th</sup> Sunday  
 Regular SDBC Meeting (Featured Guest: **Jim Barrett**)

April 16<sup>th</sup> Saturday  
 SDBC Workday at the Wild Animal Park , 9am to 12pm

April 22<sup>nd</sup> Friday  
 Japanese Friendship Garden, Kids Class 10:30 to noon

April 21<sup>st</sup>-24<sup>th</sup> Thur-Sun  
 SDBC Spring Show

May 1<sup>st</sup> Sunday  
 SDBC Meeting at Safari Park,  
 Opening Ceremonies for New Pavilion, Ribbon Cutting

May 14<sup>th</sup> Saturday  
 SDBC Workday at the Wild Animal Park , 9am to 12pm

May 27<sup>th</sup> Friday  
 Japanese Friendship Garden, Kids Class 10:30 to noon

June 12<sup>th</sup> Sunday  
 Regular SDBC Meeting (Featured Guest: **Glenn Jensen**)

June 18<sup>th</sup> Saturday  
 SDBC Workday at the Wild Animal Park , 9am to 12pm

June 24<sup>th</sup> Friday  
 Japanese Friendship Garden, Kids Class 10:30 to noon

Sunday, March 13<sup>th</sup> 2010  
 Balboa Park, Room 101  
 Casa Del Prado

### *Meeting Agenda*

9:00 am	Beginner's Class	Room 104
9:00 am	Library Opens	Room 104
	Intermediate Class	Room 101
10:30 am	Business Mtg	Room 101
11:00 am	Harry Hirao Bonsai Demo	Room 101
12:00 pm	Lunch	